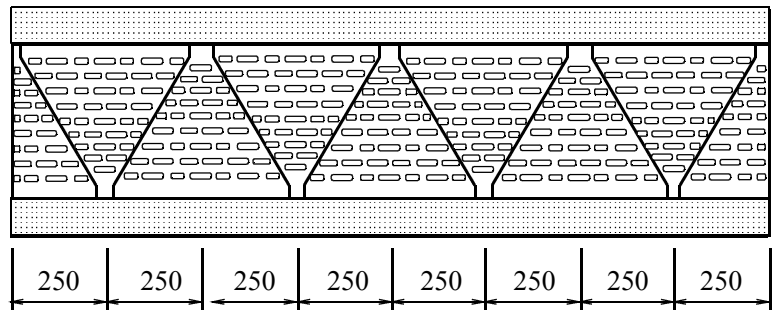
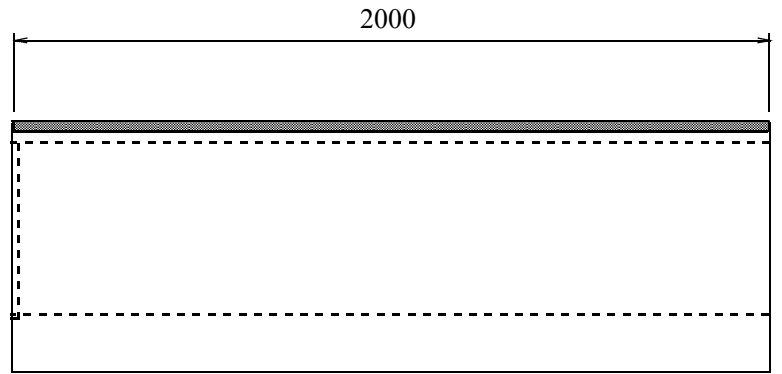
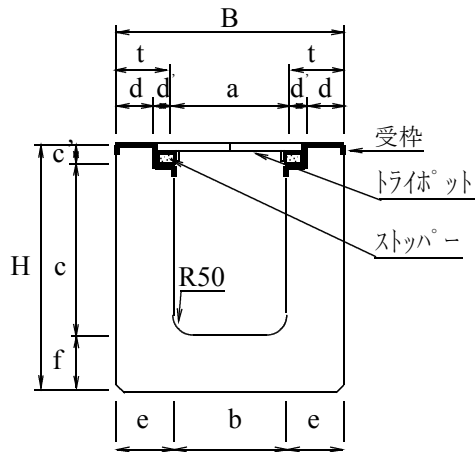


トライボット側溝 (T-25 及び T-14)

例：300 × 450 × 2000



呼 び	寸 法 (mm)											参考重量
	a	b	c	d	d	t	e	f	c	B	H	
240 × 290	240	220	290	97	53	150	160	150	50	540	490	838
250 × 290	250	230	290	68	52	120	130	100	50	490	440	656
250 × 290	250	250	290	98	52	150	150	150	50	550	490	865
× 340	250	250	340	98	52	150	150	150	50	550	540	938
× 440	250	250	440	98	52	150	150	150	50	550	640	1082
× 540	250	250	540	98	52	150	150	150	50	550	740	1226
× 640	250	250	640	98	52	150	150	150	50	550	840	1370
× 740	250	250	740	98	52	150	150	150	50	550	940	1514
300 × 350	300	260	350	98	52	150	170	150	50	600	550	992
300 × 350	300	300	350	98	52	150	150	150	50	600	550	988
× 450	300	300	450	98	52	150	150	150	50	600	650	1132
× 550	300	300	550	98	52	150	150	150	50	600	750	1276
× 650	300	300	650	98	52	150	150	150	50	600	850	1420
400 × 450	400	400	450	98	52	150	150	150	50	700	650	1204
× 550	400	400	550	98	52	150	150	150	50	700	750	1348
× 650	400	400	650	98	52	150	150	150	50	700	850	1492
× 750	400	400	750	98	52	150	150	150	50	700	950	1640
× 850	400	400	850	98	52	150	150	150	50	700	1050	1784
× 950	400	400	950	98	52	150	150	150	50	700	1150	1928
500 × 550	500	500	560	98	52	150	150	150	65	700	775	1488
× 650	500	500	660	98	52	150	150	150	65	700	875	1632
× 750	500	500	760	98	52	150	150	150	65	700	975	1776
× 850	500	500	860	98	52	150	150	150	65	700	1075	1930

