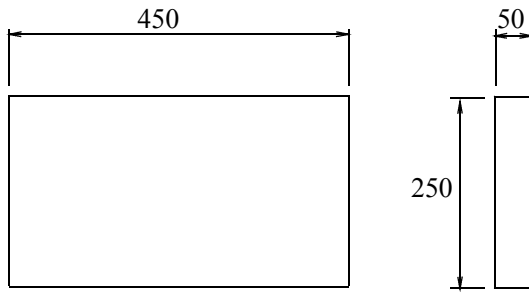
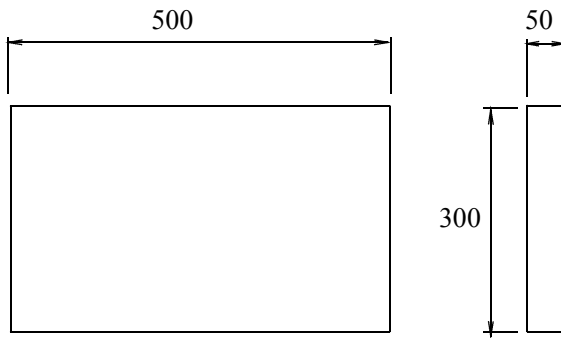


# 敷板


450 × 250 × 50 参考重量 14kg



500 × 300 × 50 参考重量 18kg



600 × 200 × 50 参考重量 15kg



750 × 300 × 50 参考重量 27kg

